

Nucleosome, Recombinant Human, H4R3me1 dNuc, Biotinylated

Catalog No. 16-0356
Lot No. 19056001
Pack Size 50 µg



EpiCypher®

Product Description:

Mononucleosomes assembled from recombinant human histones expressed in *E. coli* (two each of histones H2A, H2B, H3 and H4; accession numbers: H2A-P04908; H2B-O60814; H3.1-P68431; H4-P62805) wrapped by 147 base pairs of 601 positioning sequence DNA. Histone H4 (created by a proprietary synthetic method) contains monomethyl-arginine at position 3. The nucleosome is the basic subunit of chromatin. The 601 sequence, identified by Lowary and Widom, is a 147-base pair sequence that has high affinity for histone octamers and is useful for nucleosome assembly and contains a 5' biotin-TEG group.

Formulation:

Nucleosome, Recombinant Human, H4R3me1 (27.3 µg protein weight, 50 µg total weight) in 43.8 µl of 10 mM Tris HCl, pH 7.5, 25 mM NaCl, 1 mM EDTA, 2 mM DTT, 20% glycerol.
Molarity = 5.71 µmolar. MW = 199,984.26 Da.

Storage and Stability:


Stable for six months at -80°C from date of receipt. For best results, aliquot and avoid multiple freeze/thaws.

Application Notes:

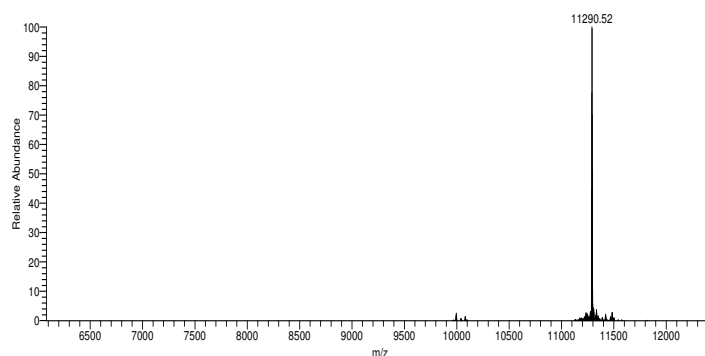
Nucleosome, Recombinant Human, H4R3me1 dNucs are highly purified and are suitable for use as substrates in enzyme screening assays or for effector protein binding experiments. **Nucleosome, Recombinant Human, H4R3me1 dNucs from EpiCypher does not contain free DNA which could alter assayed activities.**

References:

Lowary PT and J Widom (1998). *J Mol Biol* 276: 19-42.
Luger K et al (1999). *Methods Mol Biol* 119: 1-16.

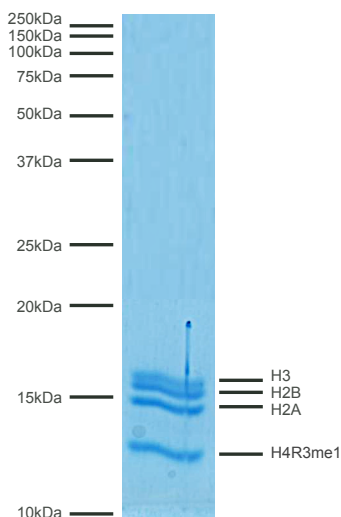


Western Blot Data: Western Analysis of Nucleosome, Recombinant Human, H4R3me1. **Top Panel:** Unmodified H4 (Lane 1) and H4R3me1 containing nucleosomes (Lane 2) were probed with an anti-H4R3me1 antibody and analyzed via ECL readout. Only the H4R3me1 sample produced a detectable signal. **Bottom Panel:** Detail from Coomassie stained gel showing unmodified nucleosomes (Lane 1) and H4R3me1 nucleosomes (Lane 2).

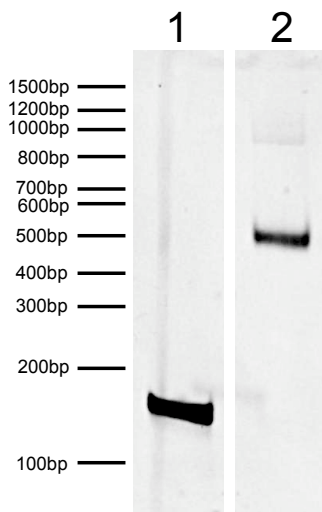


Mass Spec Data: H4R3me1 protein analyzed by high resolution mass spectrometry. Expected mass = 11291.15 Da. Determined mass = 11290.52 Da.

This product is for *in vitro* research use only and is not intended for use in humans or animals.



Protein Gel Data: Coomassie stained PAGE gel of proteins in Nucleosome, Recombinant Human, H4R3me1 (1 μ g) to demonstrate the purity of the histones in the preparation. Sizes of molecular weight markers and positions of the core histones (H2A, H2B, H3.1 and H4R3me1) are indicated.



DNA Gel Data: Nucleosome, Recombinant Human, H4R3me1 run on a native PAGE gel and stained with ethidium bromide to visualize DNA. **Lane 1:** Free DNA (100 ng). **Lane 2:** Intact nucleosomes (400 ng).

This product is for *in vitro* research use only and is not intended for use in humans or animals.